

Amarr

ROLLING STEEL DOORS

®





OUR EXTENSIVE PRODUCT OFFERING




4000 SERIES ROLLING SERVICE DOOR

The standard of the industry, the 4000 Series provides excellent security and years of worry free operation. It is available in three steel gauges (18, 20, and 22), depending on the width of the door. The door is available in a durable standard gray finish, which resists abrasions and eliminates the need to paint.



4100 SERIES INSULATED SERVICE DOOR

In applications where climate control is a must, the 4100 Series provides the protection you need. Maximum energy efficiency is obtained by placing solid insulation between the exterior and interior galvanized steel skins.



4200 SERIES SERVICE FIRE DOOR

For reliable protection every time, the 4200 Series fire door provides peace of mind with its unmatched operation. The 4200 Series is guaranteed to close quickly to keep employees, products, and property safe.



4300 SERIES ROLLING GRILLES

For a clean look that provides maximum visibility and outstanding security, the 4300 Series rolling grilles have the strength to assure property protection. By using 5/16" solid aluminum rods instead of hollow rods, these models are built to stand up to extensive use and deter potential intruders.

4000 Series



Slat height


- #4 slat – 2-3/4" tall
- #5 slat – 2-1/4" tall

Gauge Availability

- #4 slat on sizes over 24' wide – 18-gauge steel
- #4 slat on sizes up to 30' wide – 20-gauge steel
- #5 slat on sizes up to 18' wide – 22-gauge steel
- #5 slat on sizes up to 24" wide – 20-gauge steel
- #5 slat on sizes in stainless steel on sizes up to 24' wide – 20-gauge steel

Other models

- #4 slat model in .050 aluminum on sizes up to 30' wide
- #5 slat model in .040 aluminum on sizes up to 24' wide



4000 SERIES

ROLLING SERVICE DOOR

Technical Features

1. Oil tempered torsion springs designed for 50,000 life cycles.
2. Cast iron stops.
3. 1/4" thick (minimum) steel plate brackets.
4. Heavy duty cast iron gears.
5. Structural angle guides (shown in photo) and bottom bar.
6. Chain keeper.
7. Optional cylinder locks.

For more information visit www.amarr.com

4100 SERIES

INSULATED SERVICE DOOR

Technical Features

1. Heavy-duty vinyl extrusions snap into the guides to reduce air and dust infiltration and to weatherstrip the door jambs.
2. A water-resistant hood baffle remains flexible in cold weather and helps reduce air infiltration around the hood.
3. Insulated interlocking slats provide energy efficiency and a clean appearance inside and out.
4. Solid insulation is inserted between galvanized steel slats to ensure consistent density and complete insulating coverage. (individual photo of slat with insulation, not part of entire door).
5. The bottom of the door is sealed by a flexible, solid foam astragal.
6. Heavy duty cast iron gears.
7. Optional cylinder locks.
8. Cast iron stops.
9. Structural angle guides (shown in photo) and bottom bar.

For more information visit www.amarr.com



4100 Series



Slat height

- #45 slat – 3" tall

Gauge Availability

- #45 slat on sizes up to 30' wide – 22-gauge exterior, 22-gauge interior
- #45 slat on all sizes – 20-gauge exterior, 22-gauge interior
- #45 slat on all sizes – 18-gauge exterior, 22-gauge interior

Other models

- #45 slat on sizes up to 30' wide - .032 aluminum exterior, .032 aluminum interior

4200 Series



Slat height

- #5 slat – 2-1/4" tall

Gauge Availability

- #5 slat in 22-gauge if the door width does not exceed 18'4" and the door height does not exceed 18'4"
- #5 slat in 20-gauge if the door width is between 18'5" and 24'4" and the door height is between 18'5" and 24'4"

Fire Classification of Openings

- Class A: Division of fire wall, 3-hour rating
- Class B: Enclosures to vertical communications through buildings, vertical shafts etc, 1-hour ratings
- Class C: Openings in corridors and room partitions, 3/4-hour rating
- Class D: Exterior walls - severe fire exposure, 1-hour rating

Note: Per NFPA 80*, all fire doors and fire door systems should be installed and serviced by trained mechanics and require documented annual inspection and testing.

*National Fire Protection Association

4.

6.

11.

12.

13.

4200 SERIES

SERVICE FIRE DOOR

Technical Features

1. Governor control, that assures a closing speed from 6" to 24" per second, has a lifetime warranty.
2. Fusible link.
3. Oil tempered torsion springs designed for 50,000 life cycles.
4. Heavy duty cast iron gears.
5. Door can be easily tested and reset from one side of the door.
6. Structural angle guides (shown in photo) and bottom bar.
7. Approved for all wall types (concrete, masonry, steel, steel with gypsum board).
8. Available in up to a 4 hour rating.
9. Release mechanism parts designed to provide years of testing without maintenance or repairs.
10. Door can be tested in fully closed position without damaging the mechanisms.
11. Pyroglass non asbestos bulb astragal.
12. Optional cylinder locks.
13. Optional electromagnetic release device.

For more information visit www.amarr.com


4300 SERIES

ROLLING GRILLES

Technical Features

1. Oil tempered torsion springs designed for 50,000 life cycles.
2. Solid aluminum rods – 5/16" or 3/16".
3. Durable links (standard 1/8" thick, or heavy duty 3/16" thick).
4. Cylinder locks concealed in the bottom bar.
5. Choice of two grille patterns:
 - Standard up to 30' wide
 - Heavy duty for all sizes
6. Heavy duty extruded aluminum guides and bottom bar.

For more information visit www.amarr.com



2.

3.

4.

5.

6.

4300 Series



Rolling Grille Rod descriptions

Standard

- 5/16" solid aluminum rods
- 1/8" thick aluminum links

Heavy Duty

- 5/16" solid aluminum rods with 1/2" diameter tube spacers
- 3/16" thick aluminum links

CHOICE OF FINISHES

Steel Models

- Standard finish – Gray (White and Tan options available)
- Powder-coated – 180 colors
- Custom colors available (Subject to approval)



Grille Models

- Mill
- Clear or bronze anodized
- Powder-coated – 180 colors
- Custom colors available (Subject to approval)


CHOICE OF OPERATION

Steel Models

- Push up – limited to 80 square feet or 8' tall
- Chain hoist
- Crank
- Electric opener

Grille Models

- Push up – up to 140 square feet or 8' tall
- Chain hoist
- Crank
- Electric Opener




OPTIONAL WINDOWS AND PERFORATED SLATS



OTHER MODELS AVAILABLE

4400 SERIES



Counter Doors*

4500 SERIES



Counter Fire Doors*

*Both the 4400 and 4500 Series are available with sill and trim.

Warranty

Domestic Shipments: Amarr guarantees its products to be free from defects in workmanship and materials for a period of 2 years from date of factory shipment.

Export Shipments: Amarr guarantees its products to be free from defects in workmanship and materials for a period of 1 year from date of factory shipment.

Other Commercial Models Available



Rolling Sheet



Sectional door



Your Local Amarr Dealer:

Our Philosophy. Since 1951, we have successfully raised the standards of quality, value, and dependability in our industry. Today, with the same promise of individual attention and great value for all our customers, we remain committed to offering products and services that raise those standards even higher.

165 Carriage Court
Winston-Salem, NC 27105
336.744.5100 • 800.503.DOOR
Fax 336.251.1851
www.amarr.com

To Continue its Program of Quality and Design Improvements, Amarr Reserves the Right to Change Specifications and Designs Without Notice and Without Incurring Obligations.

©2006 Amarr Garage Doors
Printed in USA Form #99162230 July/25M/HA