

SECTIONAL DOORS | MODELS 2000/2400/2500



Amarr®



Construction

Model 2000

Extra Heavy-duty, 20-gauge steel construction

Model 2400

Heavy-duty, 24-gauge steel construction

Model 2500

Medium-duty, 25-gauge steel construction

Amarr Models 2000, 2400, and 2500 are the industry workhorses and our most versatile door models. These open-back commercial steel doors are available in a variety of steel gauges and feature tongue and groove construction with a bottom weatherseal to guard against the elements. These doors can be factory- or field-modified with CFC-free polystyrene insulation to fit the needed application.

WARRANTIES

- *Models 2000 and 2400: 5-year Limited Warranty on the paint and finish*
- *Model 2500: 1-year Limited Warranty on the paint and finish*
- *1-year Limited Warranty on hardware for all models*
- *See your dealer or visit amarr.com for complete warranty details*

WINDOW OPTIONS




24" X 12" SSB OR INSULATED GLASS



24" X 4" PLEXIGLAS

PANELS



RIBBED PANEL (2000/2400 SHOWN)



OPTIONAL FULL-VIEW PANEL

Models 2000 and 2400 feature smooth ribbed faces, while Model 2500 has a woodgrain embossed face with ribs. Model 2400 available in brown with woodgrain embossment.


Amarr is a registered trademark of The Amarr Company, North Carolina, U.S.A.

SINGLE-LAYER Steel




Available in 2000/2400/2500

DOUBLE-LAYER Steel + Insulation



Available in 2000i/2400i/2500i

TRIPLE-LAYER Steel + Insulation + Steel Backer



Available in 2000s/2400s

Track: All Amarr Doors are available with both 2" or 3" track in Standard Lift, High Lift, Vertical Lift, Low Headroom, and Follow the Roof Pitch. Custom track configurations are also available. For drawings and more information, please visit our website at www.amarr.com.

Hardware: Amarr hardware includes minimum 14-gauge galvanized steel hinges and 13-gauge galvanized steel track brackets. All rollers have minimum 10-ball bearings.

Springs: Torsion springs are oil tempered, helical wound and custom computed for each door for a minimum 10,000 cycle life. Optional springs are available up to 100,000 cycle life.

COLORS

Actual paint colors may vary from samples shown.



COMMERCIAL WHITE
2000/2400/2500



BROWN
2400 ONLY

Amarr steel doors arrive pre-painted; for custom colors, exterior latex paint must be used. Visit amarr.com for instructions on painting.



165 Carriage Court
Winston-Salem, NC 27105

800.503.DOOR
www.amarr.com

FOR PRODUCT BINDER:
1.800.503.3667

FOR TECHNICAL QUESTIONS:
1.877.512.6277

©2007 Amarr Garage Doors

Amarr reserves the right to change specifications and designs without notice and without incurring obligations.

Printed in USA Form #6200207/25M/HA

Amarr Garage Doors are the subject of one or more pending patents and/or U.S.A. or foreign patents.